



illumination design
SINCE 1972



TECHNICAL SHEETS

16012-16112-16212














Codice / Code : 16012/10+6 – 16112/10+6 – 16212/10+6

MATERIALI / MATERIALS	
Struttura / Frame	Acciaio-ferro-ottone / Steel-iron-brass
Vetro / Glass	Soffiato e lavorato a mano / Blow and hand worked
Paralume / Shade	PVC satinato con riginitura cotone / Mat PVC with cotton fabric string

DATI TECNICI / TECHNICAL DATA		
INFO	EUROPE	USA
Prodotto / Product	Lampadario / Chandelier	Lampadario / Chandelier
Installazione / Installation	Soffitto / Ceiling	Soffitto / Ceiling
Diametro / Diameter	90 cm.	35,43"
Altezza / Height	85 cm.	33,46"
Catena standard / Standard chain	50 cm.	19,68"
Rosone / Canopy	Ø 12 cm.	Ø 4,72"

SPECIFICHE ELETTRICHE / ELECTRICAL SPECIFICATIONS		
INFO	EUROPE	USA
Alimentazione / Power Supply	220-240V – 50/60Hz	100-120V – 50/60Hz
Specifiche lampade/Bulbs specifications	16xE14 4W led	16xE12 4W led
Wattaggio massimo / Max wattage	64W	64W
Tensione utilizzo / Usage voltage	220-240V – 50/60Hz	100-120V – 50/60Hz
Dimmerabilità / Dimmability	With dimmable bulbs	With dimmable bulbs

Opzioni vetri / Glass options		OPZIONE DECORI STANDARD STANDARD FINISHING OPTIONS
 trasparente / transparent	 trasparente-nero / transparent-amber	 foglia oro / gold leaf
 trasparente-bianco / transparent-white	 ambra / amber	 foglia argento / silver leaf
 trasparente-nero / transparent-black		 pearl / pearl

PESO E VOLUME / WEIGHT AND VOLUME		
 Peso Netto / Net weight Kg.23,00	 Volume M3 0,500	 Peso Lordo / Gross weight Kg.28,00

--- MADE IN ITALY ---